

Online assignments can be submitted using Turnitin or the Blackboard Assignment tool. Your tutors use these tools to assign marks and leave feedback on your work. This factsheet details how you can retrieve this feedback from both these tools.

## Turnitin Feedback

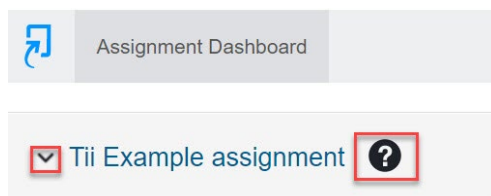
Feedback on Turnitin Assignments is accessible via the **Turnitin Assignment Dashboard**. There are two ways to navigate to Turnitin Assignment Dashboard from Blackboard.

### Method 1

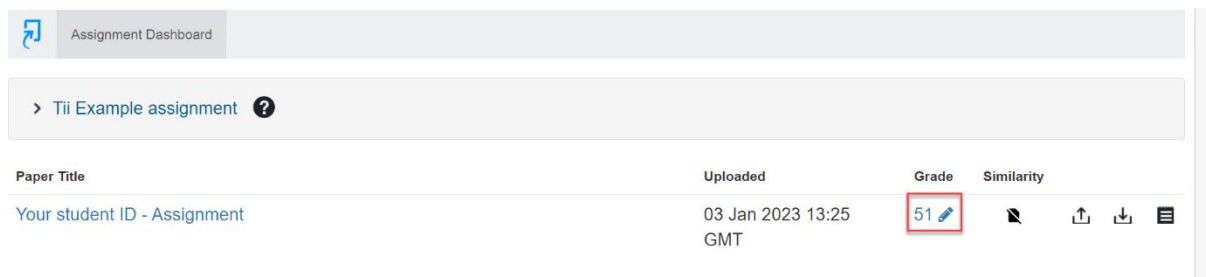
Log into your Blackboard Course Unit and navigate to the Turnitin Assignment link that you used to submit your assignment. Click on Turnitin Link, to launch the **Assignment Dashboard**



Please note that grades and feedback are only available once the **Feedback Release Date** for the assignment has been reached. Click on the **'chevron'** or **'question mark'** icons to check the Feedback Release Date.



If your work has been marked, you'll see a **Grade** listed. To access feedback, click on the number show in the **Grade** column to open Turnitin Feedback Studio.



### Method 2

You can also access Turnitin Assignment Dashboard, by selecting **My Grades** on the sidebar menu (if this is enabled in your course unit).

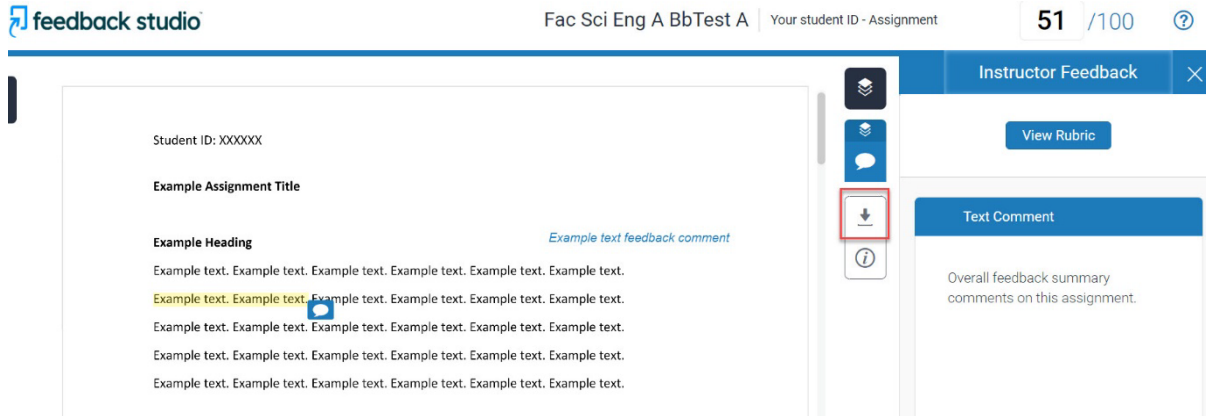
After selecting **My Grades**, click on the **Marked tab** and then click on the title of the assignment you wish to view:



## Turnitin Feedback Studio

In Turnitin Feedback Studio, your overall grade will appear in the top right corner. Feedback will be in the form of annotations (which you will see added to your submission).

To download a copy of your work including feedback comments, click on the **arrow icon** and then select to download **current view**.

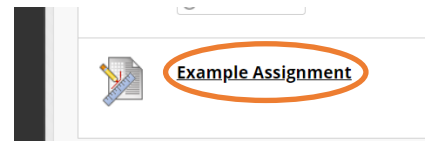


## Blackboard Feedback

There are two ways to access feedback for Blackboard Assignments.

### Method 1

Log into your Blackboard Course Unit and navigate to the Blackboard Assignment inbox (where you submitted your assignment). Click the assignment link.

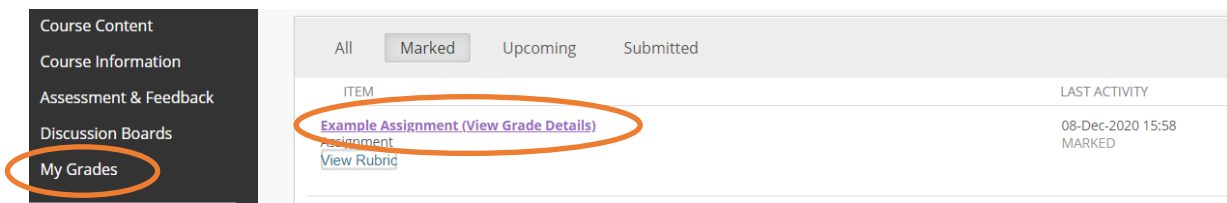


You will then see your submission with any marks and feedback added.

### Method 2

You can also access Blackboard assignment feedback, by selecting **My Grades** on the sidebar menu (if this is enabled in your course unit).

After selecting **My Grades**, click on the title of the assignment you wish to view:



## Blackboard Assignment Feedback

Your feedback may be in the form of (1) annotations on your assignment,

# How to find your feedback for Turnitin and Blackboard assignments

Review Submission History: Example Assignment

**Assignment Details**

**MARK**  
LAST MARKED ATTEMPT **75.75 /100**

**ATTEMPT**  
08/12/20 15:55 **75.75 /100**

Submission  
[Test Assignment.pdf](#)

Comments  
**Feedback to Learner**  
08/12/20 15:58  
general feedback will appear here

OK Start New

(2) feedback within a marking rubric (to access this, click the rubric icon, if it is available) and/or

(3) general feedback comments

You can click the **Download** icon to download your annotated assignment

Review Submission History: Example Assignment